

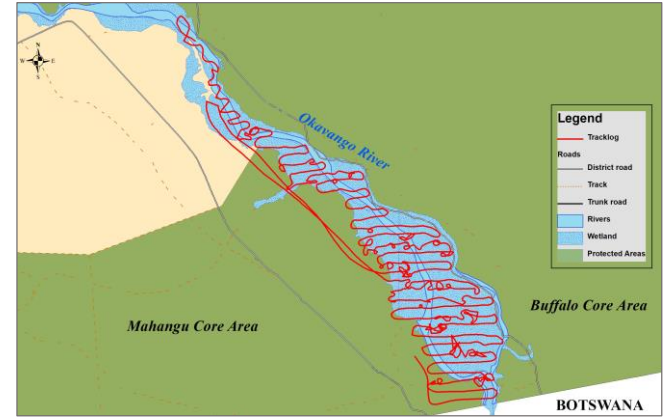
Wildlife censuses of the Okavango Ramsar Site

The aerial survey includes the Mahangu and Buffalo Floodplain area in Bwabwata National Park, Namibia. This area is a Ramsar site and supports one of the highest diversity of species in the Zambeziian Flooded Savannas ecoregion. The site covers the lower Okavango River, part of the Okavango Delta Panhandle and permanently or temporarily flooded marshes and floodplains bordered by riparian forests and open woodland.

The area is surveyed during north-east wetland counts by fixed-wing aerial surveys and helicopter surveys.

Helicopter surveys use two observers, one data recorder and a pilot. Transects 400m apart are flown at 90km/h, with back doors open for optimal visibility. The helicopter is circled especially for groups of buffalo, lechwe and hippo, to obtain a better count. Some bigger groups are photographed for verification of group size.

Fixed-wing aeroplane surveys use standard aerial survey methodology. All counts follow the same flight path and give a 100% sampling coverage of the area.



Total numbers of animals recorded:

Helicopter surveys

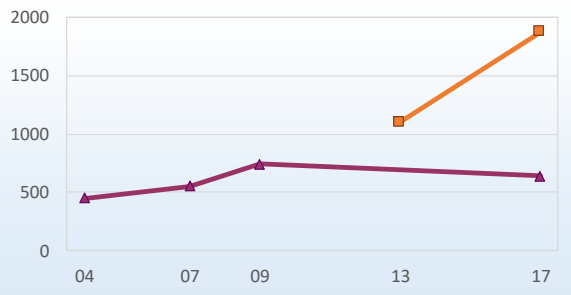
Fixed-wing surveys

* Total

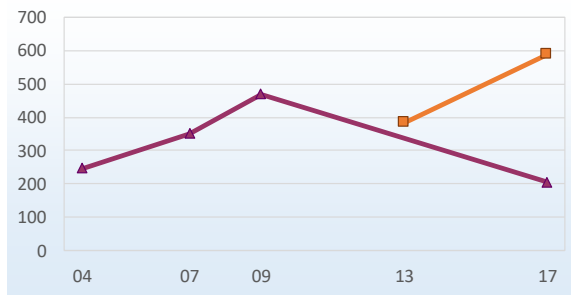
| Species | 2013 | 2017 | 2004 | 2007 | 2009 | 2017 | Population estimate |
|-----------------|--------------|--------------|--------------|--------------|--------------|--------------|---------------------|
| Buffalo | 935 | 2,216 | 815 | 861 | 519 | 366 | 2,216 |
| Common Impala | 0 | 457 | 43 | 156 | 206 | 133 | 457 |
| Elephant | 0 | 2 | 43 | 122 | 5 | 70 | 70 |
| Plains Zebra | 0 | 0 | 24 | 38 | 0 | 47 | 47 |
| Hippopotamus | 384 | 588 | 247 | 351 | 470 | 205 | 588 |
| Red Lechwe | 473 | 969 | 154 | 142 | 169 | 369 | 969 |
| Reedbuck | 147 | 188 | 32 | 24 | 55 | 22 | 188 |
| Waterbuck | 0 | 52 | 0 | 0 | 14 | 0 | 52 |
| Crocodile | 95 | 75 | 17 | 36 | 33 | 43 | 75 |
| Baboon | 0 | 11 | 20 | 0 | 0 | 0 | 11 |
| Blue Wildebeest | 0 | 0 | 6 | 0 | 0 | 32 | 32 |
| Bushbuck | 0 | 4 | 4 | 2 | 0 | 0 | 4 |
| Giraffe | 0 | 0 | 0 | 0 | 1 | 25 | 25 |
| Kudu | 0 | 5 | 57 | 81 | 71 | 90 | 90 |
| Ostrich | 0 | 0 | 0 | 0 | 18 | 3 | 3 |
| Roan | 16 | 0 | 0 | 0 | 29 | 2 | 2 |
| Sable | 104 | 1 | 45 | 80 | 13 | 5 | 5 |
| Sitatunga | 0 | 2 | 0 | 0 | 0 | 0 | 2 |
| Tsessebe | 46 | 13 | 21 | 0 | 1 | 23 | 23 |
| Warthog | 0 | 355 | 9 | 15 | 18 | 48 | 355 |
| Total | 2,200 | 4,938 | 1,537 | 1,908 | 1,622 | 1,483 | 5,214 |

* The best available recent population estimate derived from multiple sources

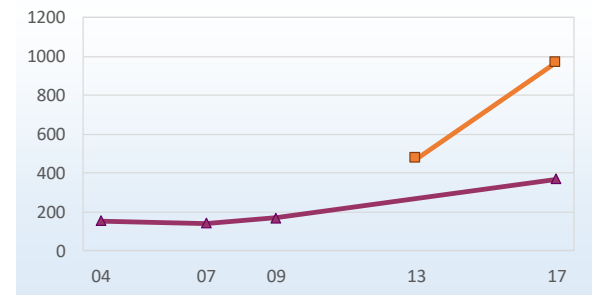
Summary: five wetland species combined



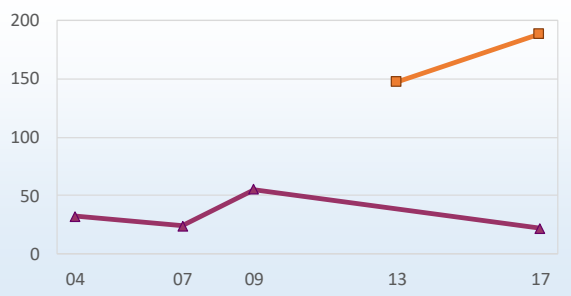
Hippopotamus



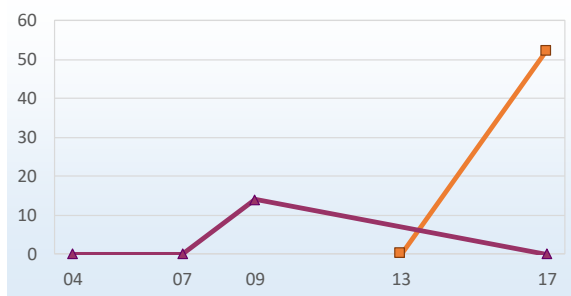
Red Lechwe



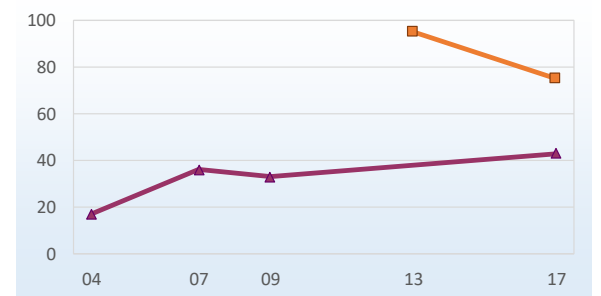
Reedbuck



Waterbuck



Crocodile



Helicopter survey Fixed-wing survey



Sponsors:

